

LINEAR EQUATIONS AND GRAPHS

$$y = mx + b$$

$$y = b$$

$$x = a$$

$$y - y_1 = m(x - x_1)$$

$$Ax + By = C$$

Unit Overview

This unit is about linear equations and their graphs. In this unit, you will learn how to write equations of lines using the slope-intercept form of a line and the point-slope form. You will investigate transformations of the parent function, $y = x$, and learn how to graph linear equations in standard form using the x - and y -intercepts. You will take a closer look at horizontal and vertical lines. The unit will conclude with a discussion of the equations and graphs of parallel lines and perpendicular lines.

Slope-Intercept Form

One way of graphing the equation of a line is by using the slope-intercept form which identifies the slope and the y -intercept.

Slope-Intercept Form

$$y = mx + b$$

where m represents the slope and b represents the y -intercept, the point at which the graph crosses the y -axis.



The Slope-Intercept Form of a Linear Equation (07:15)

Example #1: Identify the slope and y -intercept for the equation $y = \frac{-2}{3}x - 4$.

Identify the slope (m) and y -intercept (b).

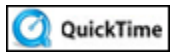
$$y = \frac{-2}{3}x - 4$$

$$y = mx + b$$

$$m = \frac{-2}{3} \quad b = -4 \text{ or y-intercept} = (0, -4)$$

To graph a line using the slope and y-intercept:

- 1) Arrange the equation into the form $y = mx + b$. (This means to solve the equation for y .)
- 2) Identify the y-intercept and plot the point $(0, b)$.
- 3) Use the $\frac{\text{rise}}{\text{run}}$ ratio for slope to plot more points.
- 4) Draw a line through the points with a straight edge.



Converting Equations Into Slope-Intercept Form (05:44)

Example #2: Graph $-3x + 2y = -6$ using the slope and y-intercept.

- 1) Solve the equation for y to find the slope and y-intercept.

$$-3x + 2y = -6$$

$$\begin{array}{r} +3x \quad +3x \\ \hline \end{array}$$

$$2y = 3x - 6$$

Add $3x$ to both sides.

Simplify.

$$\frac{2y}{2} = \frac{3x - 6}{2}$$

Divide both sides by 2.

$$\frac{2y}{2} = \frac{3x}{2} - \frac{6}{2}$$

$$\frac{3x}{2} = \frac{3}{2}x$$

$$y = \frac{3}{2}x - 3$$

Simplify.

Now, identify the slope (m) and y-intercept (b).

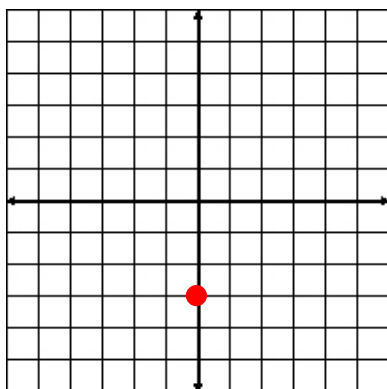
$$y = \frac{3}{2}x - 3$$

$$y = mx + b$$

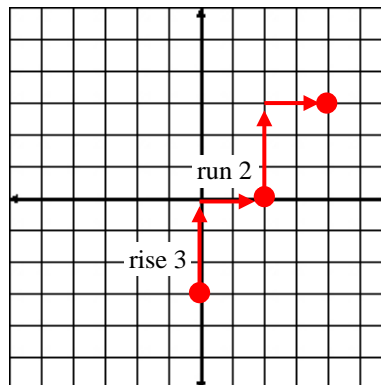
$$m = \frac{3}{2}$$

$$b = -3 \text{ or y-intercept} = (0, -3)$$

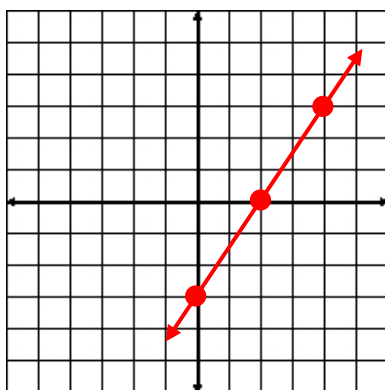
2) Plot the y-intercept, $(0, -3)$.



3) Use the ratio of $\frac{\text{rise}}{\text{run}}$ and the slope $\frac{3}{2}$ to plot more points.



4) Draw a line through the points with a straight edge.



Extra Practice: Take a moment to complete the interactive practice at this website. This practice will help with understanding the slope-intercept form, determining slope and intercept, and graphing a linear equation.

Some virus protecting software may block Java, an Internet program used to provide the interactive practice, so you may have to enable Java. When prompted, allow Java to run on your computer.

Click [here](#) to begin and go to the Learn Tab. Work through **Pages 1 and 2 only**, and check your work as you go. (The other pages will be referenced later.)

3-2: Slope-Intercept Form

Get Ready

Learn

Practice

Review

Quiz

TOOLS

page:

1

2

3

4

5

6

Graphing in Slope-Intercept Form

A linear equation is in slope-intercept form when it is written in the form $y = mx + b$, where m is the slope of the line and b is the y -intercept of the line. The y -intercept $(0, b)$ is the point where the line intersects the y -axis.

Slope-Intercept Form

The slope-intercept form of an equation is $y = mx + b$.

$y = mx + b$

slope \rightarrow m \rightarrow y -intercept \rightarrow b

The diagram shows a Cartesian coordinate system with a horizontal x-axis and a vertical y-axis. A green line with a positive slope is drawn, passing through the y-axis at a point labeled (0, b). The equation y = mx + b is written near the line. Arrows point from the text 'slope' to the 'm' in the equation and from 'y-intercept' to the 'b' in the equation.

Stop! Go to Questions #1-6 about this section, then return to continue on to the next section.

Parent Functions and Transformations

Parent Functions

A parent function is the most basic type of function within a family of functions; so for linear functions ($y = mx + b$) our parent function would be:

$$y = x$$

where the slope is 1 and the y-intercept is 0.

Transformation is when the parent function is changed by either adding, subtracting, multiplying, or dividing the original function by a constant (number).

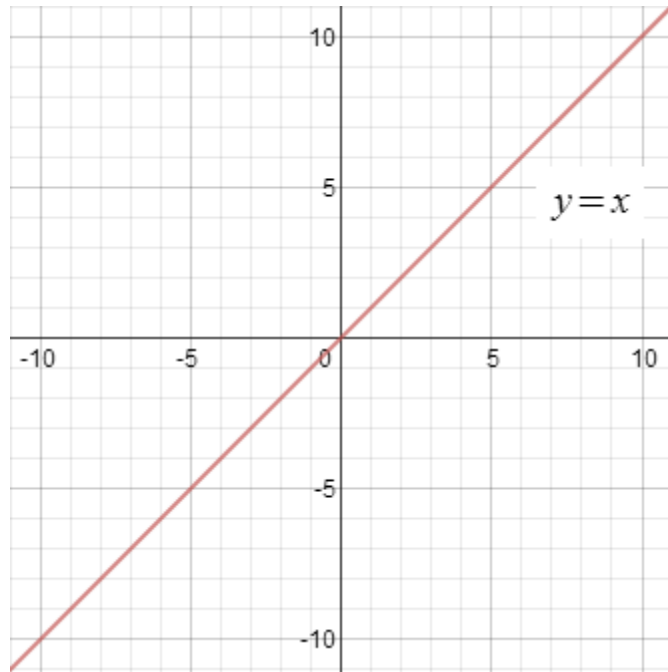
- Multiplying will change the slope or the steepness of the line.
- Adding or subtracting will move the line in the direction of up, down, left or right which is called a *translation*.

Let's explore what happens to the parent function as we change the values of m and b in the linear function $y = mx + b$.

Use a graphing calculator or knowledge from above to answer the below questions. Also, there is a graphing program online at <https://www.desmos.com/calculator>.

When comparing to the parent function, $y = x$, describe how each equation would alter or transform the graph.

$$y = x$$



Graph $y = 3x$



Describe the translation for $y = 3x$ from the parent function $y = x$.

“Click here” to check the answer.

The steepness of the line (slope) will change from $m = 1$ ($1/1$) to $m = 3$ ($3/1$).



How does the y-intercept change?

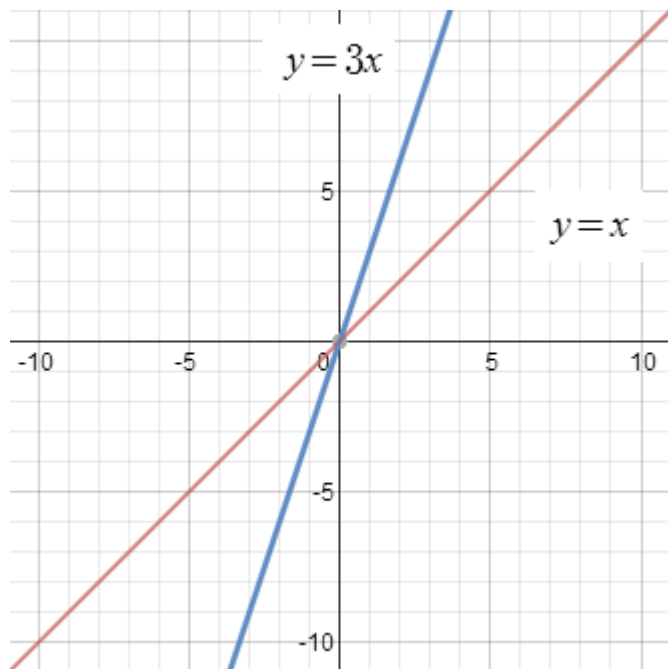
“Click here” to check the answer.

The y-intercept remains 0. The graph passes through (0, 0).



View the graphs.

“Click here” to view both graphs.



Graph $y = x + 3$



Describe the translation for $y = x + 3$ from the parent function $y = x$.

“Click here” to check the answer.

The graph is translated 3 units up and passes through the y-axis at (0, 3).



How does the slope change?

“Click here” to check the answer.

The slope ($m = 1$) remains the same (rise / run = 1 / 1).



How does the y-intercept change?

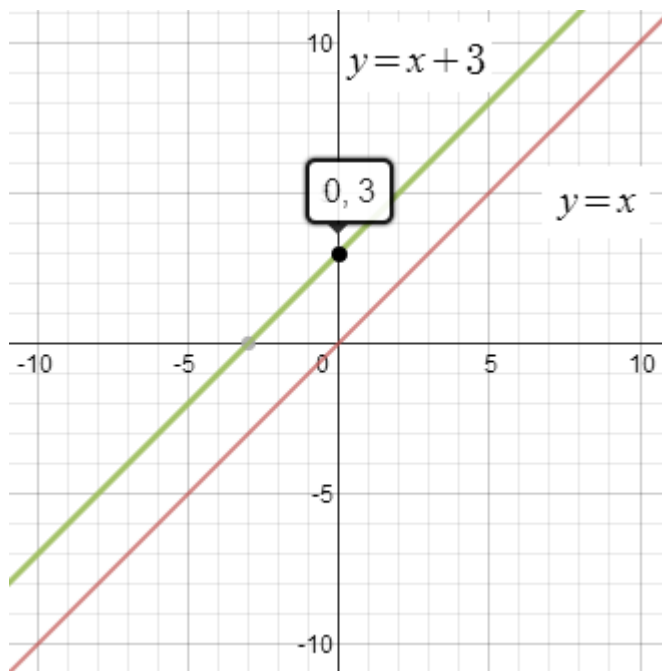
“Click here” to check the answer.

The y-intercept changes from (0, 0) to (0, 3).



View the graphs.

“Click here” to view both graphs.



Graph $y = -x$

Note: It is understood that a 1 is in front of x , thus the equation can be interpreted as $y = -1x$.



Describe the translation for $y = -x$ from the parent function $y = x$.

“Click here” to check the answer.

The slope of the line is now negative and goes through Quadrants II and IV.



Describe one way to count out the slope (rise / run) of the graph.

“Click here” to check the answer.

The rise over run is down 1, then right one.



Describe a second way to count out the slope (rise / run) of the graph.

“Click here” to check the answer.

The rise over run is up 1, then left 1.



How does the y-intercept change?

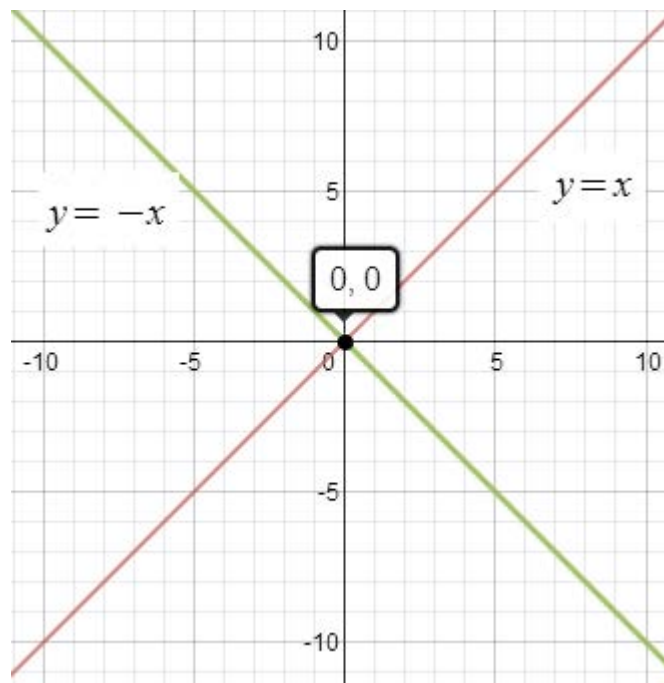
“Click here” to check the answer.

The y-intercept remains 0. The graph passes through (0, 0).



View the graphs.

“Click here” to view both graphs.



Graph $y = 2x - 5$



Describe the translation for $y = 2x - 5$ from the parent function $y = x$.

“Click here” to check the answer.

The graph is translated 5 units down and the slope becomes steeper.



How does the slope change?

“Click here” to check the answer.

The steepness of the line (slope) changes from $m = 1$ ($1/1$) to $m = 2$ ($2/1$).



How does the y-intercept change?

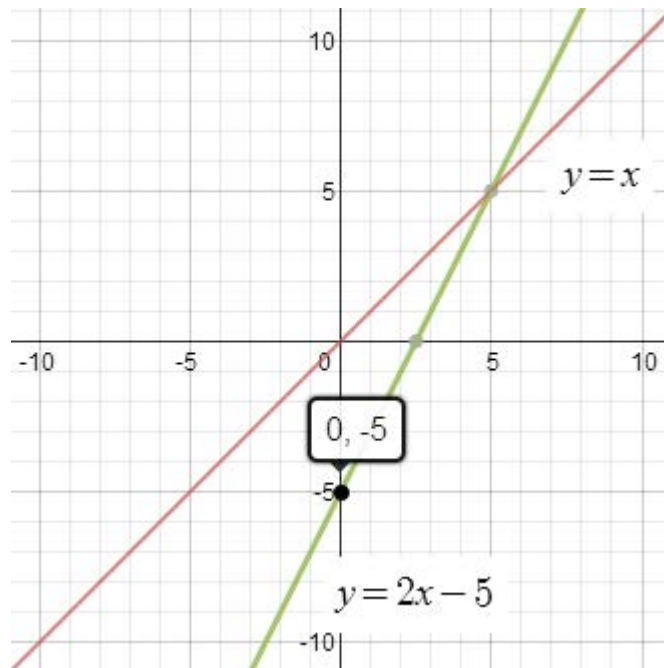
“Click here” to check the answer.

The y-intercept changes from $(0, 0)$ to $(0, -5)$.



View the graphs.

“Click here” to view both graphs.



To sum it up, when the parent function was multiplied by 3, the slope (steepness of the line) was greater and when it was multiplied by -1 , the slope of the line became a decreasing line instead of an increasing line, from left to right. In both instances, the y-intercept remained the same.

When 3 was added to the parent function, the linear graph moved up 3 units, but the slope remained the same.

Finally, in the last example, the graph was both multiplied by 2 and five was subtracted. Thus, the slope (steepness of the line) was greater, and the graph moved down 5 units.

Stop! Go to Questions #7-10 about this section, then return to continue on to the next section.

Graphing a Line Using the x - and y -intercepts

Another way to graph a line is by plotting the x - and y -intercepts. To graph using this method, it is recommended that the linear equation be expressed in standard form first.

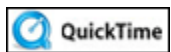
Standard Form

Standard form of a linear equation is:

$$Ax + By = C$$

To find the x - and y -intercepts:

- 1) Replace x with 0 in the equation and solve for y to locate the y -intercept $(0, y)$.
- 2) Replace y with 0 in the equation and solve for x to locate the x -intercept $(x, 0)$.
- 3) Plot the two points and draw a straight line through them using a straight edge (ruler or something similar).



Using Intercepts to Graph Equations in Standard Form (10:05)

Example #1: Graph $2x - 3y = 6$ by using the x - and y -intercepts.

Solve for the y -intercept (let $x = 0$).

$$1) 2(0) - 3y = 6$$

$$-3y = 6$$

$$y = -2$$

$$y\text{-intercept} = (0, -2)$$

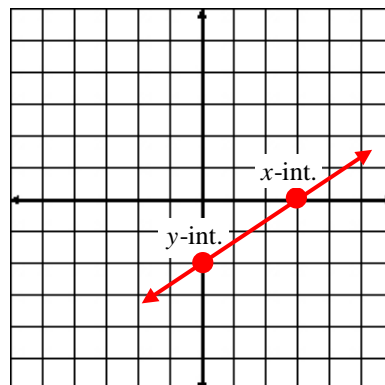
Solve for the x -intercept (let $y = 0$).

$$2) 2x - 3(0) = 6$$

$$2x = 6$$

$$x = 3$$

$$x\text{-intercept} = (3, 0)$$



Example #2: Graph $3x = 2y - 4$ by using the x - and y -intercepts.

First put the equation into standard form ($Ax + By = C$).

$$3x = 2y - 4$$

$$\underline{-2y - 2y}$$

$$3x - 2y = -4$$

Subtract $2y$ from both sides.

Standard Form

Solve for the y -intercept (let $x = 0$).

$$1) 3(0) - 2y = -4$$

$$-2y = -4$$

$$y = 2$$

y -intercept = $(0, 2)$

Solve for the x -intercept (let $y = 0$).

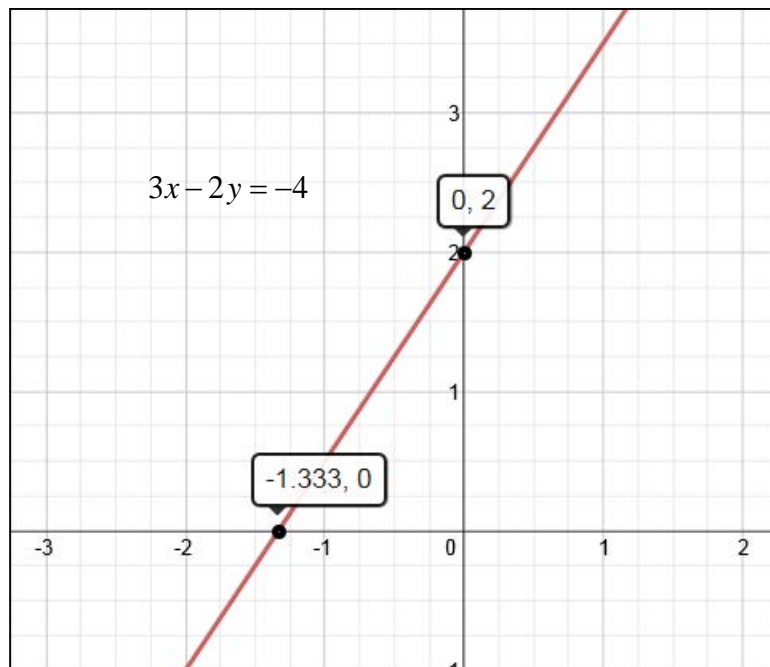
$$2) 3x - 2(0) = -4$$

$$3x = -4$$

$$x = \frac{-4}{3} \text{ or } -1\frac{1}{3}$$

x -intercept = $(-1\frac{1}{3}, 0)$

Graph using the x - and y -intercepts:



Stop! Go to Questions #11-15 about this section, then return to continue on to the next section.

Point-Slope Form

When given certain information about a line, it is possible to find the equation of the line by using the point-slope form. Let's take a look at two possibilities.

Point-Slope Form

$$y - y_1 = m(x - x_1)$$

where x_1 and y_1 represent a point on the line and m represents the slope.

Given the *slope* and a *point* on the line, find the equation of the line.

Replace x_1 , y_1 and m with the given point and the given slope, and then solve for y .

Example #1: Write the equation of a line that contains the point $(-3, -4)$ and has a slope of $\frac{2}{3}$.

$$\begin{array}{l} \text{Point: } (-3, -4) \\ \quad \downarrow \quad \downarrow \\ \quad (x_1, y_1) \end{array}$$

$$\text{Slope: } m = \frac{2}{3}$$

$$y - y_1 = m(x - x_1)$$

Point-slope Formula

$$y - (-4) = \frac{2}{3}(x - (-3))$$

Substitute into the point-slope formula.

$$y + 4 = \frac{2}{3}(x + 3)$$

Simplify.

$$y + 4 = \frac{2}{3}x + 2$$

Distribute and simplify. $\left(\frac{2}{3}(x) + \frac{2}{\cancel{3}}(\cancel{3})\right)$

$$\frac{-4}{-4} \quad -4$$

Subtract 4 from both sides.

$$y = \frac{2}{3}x - 2$$

Simplify. $(2 - 4 = -2)$

The equation of the line passing through the point $(-3, -4)$ with a slope of $\frac{2}{3}$ is

$$y = \frac{2}{3}x - 2.$$

Given two points, find the equation of the line.

Example #2: Write an equation of a line containing the points $(2, 1)$ and $(5, 4)$.

Use the slope formula for finding the slope when given two points.

$$\begin{array}{cc} (2,1) & (5,4) \\ \downarrow \downarrow & \downarrow \downarrow \\ (x_1, y_1) & (x_2, y_2) \\ x_1 = 2 & y_1 = 1 \quad x_2 = 5 \quad y_2 = 4 \\ m = \frac{y_2 - y_1}{x_2 - x_1} = \frac{4 - 1}{5 - 2} = \frac{3}{3} = 1 \end{array}$$

Remember the formula for finding the slope?

$$m = \frac{y_2 - y_1}{x_2 - x_1}$$

Choose one of the points $(2, 1)$ **OR** $(5, 4)$.

Replace x_1 , y_1 and m with the chosen point and the calculated slope in the point-slope formula, and then solve for y .

We'll use point $(2, 1)$.

$$\begin{array}{cc} (2, 1) & m = 1 \\ \downarrow \downarrow & \\ (x_1, y_1) & \end{array}$$

$$x_1 = 2 \quad y_1 = 1 \quad m = 1$$

$$y - y_1 = m(x - x_1)$$

Point-slope Formula

$$y - 1 = 1(x - 2)$$

Substitute.

$$y - 1 = x - 2$$

Simplify.

$$y = x - 1$$

Add 1 to both sides of the equation.

The equation of the line passing through $(2, 1)$ and $(5, 4)$ is $y = x - 1$ in slope-intercept form.



What would the equation look like in standard form?

“Click here” to check the answer.

$$-x + y = -1$$



The equation could be transformed into an equivalent equation in simpler form by multiplying both sides by -1 . What would that equation look like?

“Click here” to check the answer.

$$x - y = 1$$

Now, let's apply what we have learned to a real life situation.

Extra Practice: Take a moment to complete the interactive practice at this website. This practice will help with understanding how to write the equation of a line in slope-intercept form when given two points. In this method, you find the slope and y-intercept, and then write the equation using the general slope-intercept equation, $y = mx + b$.

Some virus protecting software may block Java, an Internet program used to provide the interactive practice, so you may have to enable Java. When prompted, allow Java to run on your computer.

Click [here](#) to begin and go to the Learn Tab. Work through **Page 4 only**, and check your work as you go. (The other pages will be referenced at another time.)

3-2: Slope-Intercept Form

Get Ready Learn **Practice** Review Quiz

TOOLS page: 1 2 3 **4** 5 6

Slope-Intercept Form and Two Points

We've seen how to write a linear equation given the slope and a point, but what if we don't know the slope of the line? In real-world situations, we might be working with information where we only have data points. In these situations, we must first find the slope to write a linear equation.

Slope

Given two points (x_1, y_1) and (x_2, y_2) , find the slope using

$$m = \frac{\text{rise}}{\text{run}} \text{ or } m = \frac{y_2 - y_1}{x_2 - x_1}$$

where $x_2 \neq x_1$

Example #3: While visiting NYC, Merna created the following chart based on her cab rides. Write an equation in slope-intercept form that would represent any cab ride and then find the cost for a 7 minute cab ride using the linear equation.

Time (in minutes)	Cost
3	\$14
5	\$20
8	\$29

Find the equation:

First select **ANY** two ordered pairs from the chart to find the slope or rate of change:

Let's use (3, 14) and (8, 29).

$$m = \frac{y_2 - y_1}{x_2 - x_1} \quad m = \frac{29 - 14}{8 - 3} = \frac{15}{5} = 3$$

The cost per minute is \$3. This is the slope of the equation.

Now, use point-slope formula to write the linear equation. Be sure to use one of the points PREVIOUSLY selected.

We'll use (8, 29) for the point. We now know the slope, $m = 3$.

$$y - y_1 = m(x - x_1)$$

Point-slope Formula

$$y - 29 = 3(x - 8)$$

Substitute: $x_1 = 8$, $y_1 = 29$, $m = 3$

$$y - 29 = 3x - 24$$

Distribute.

$$y = 3x + 5$$

Add 29 to both sides of the equation.

Use the equation to find the cost of a 7-minute ride in New York City.

$$y = 3x + 5$$

$$y = 3(7) + 5$$

$$y = 26$$

Substitute. ($x = 7$)

Simplify.



So, a 7-minute cab ride in New York City would cost \$26!

Extra Practice: Take a moment to complete the interactive practice at this website. This practice will help with determining when data is linear and how to process it as a linear equation.

Some virus protecting software may block Java, an Internet program used to provide the interactive practice, so you may have to enable Java. When prompted, allow Java to run on your computer.

Click [here](#) to begin and go to the Learn Tab. Work through **Page 5 only**, and check your work as you go. (The other pages will be referenced later.)

3-2: Slope-Intercept Form

Get Ready Learn **Practice** Review Quiz

TOOLS page: 1 2 3 4 5 6

Determining If Data Is Linear

We have looked at writing equations in slope-intercept form given a point and a slope and given two points. But how do we find the linear equation when we are given a set of data in a table? Before we can write the linear equation, we first need to determine if the data is linear. That is, can it be represented by a linear equation or as a line on a graph?

Recall that in order for data to be linear, it must have a constant rate of change, which of course would be its slope. A table represents a constant rate of change when the ratio of the change in y -values to the change in the x -values is the same for all intervals.

27 For the following table, complete the fields to show the change in x - and y -values for each interval.

x	y
-3	-5
-2	-3
1	3
3	7
5	11

Stop! Go to Questions #16-20 about this section, then return to continue on to the next section.

Equations of Horizontal and Vertical Lines

Let's revisit the slopes of horizontal and vertical lines and take a closer look.

Horizontal lines have a **slope of 0**.

Vertical lines have an undefined slope or **no slope**.

In this unit, we will discuss the equation of both of these lines and how to graph each.

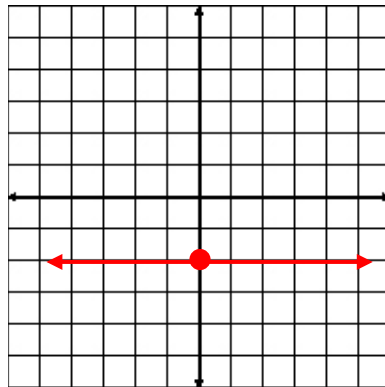
The equation of a horizontal line is $y = b$, where b is the y -intercept.

The equation of a vertical line is $x = a$, where a is the x -intercept.

Example #1: Graph $y = -2$.

This is a horizontal line with a y -intercept of $(0, -2)$.

Plot the point $(0, -2)$ and draw a horizontal line through it.



Notice that the line is flat. It has a slope of zero. In slope-intercept form, the equation of the line would be $y = 0x - 2$; thus, the equation is simply, $y = -2$.

Notice that all of the points on the line have a y -coordinate of -2 ; thus, $y = -2$.



What are the coordinates of a few points on this line?

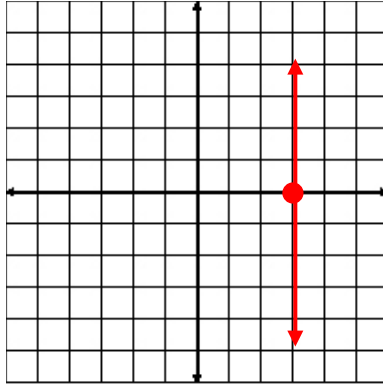
“Click here” to check the answer.

Sample Answer: $(0, -2)$, $(-5, -2)$, $(3, -2)$, $(100, -2)$

Example #2: Graph $x = 3$.

This is a vertical line with an x -intercept of $(3, 0)$.

Plot the point $(3, 0)$ and draw a vertical line through it.



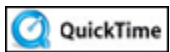
Notice that all of the points on the line have an x -coordinate of 3; thus, $x = 3$.



What are the coordinates of a few points on this line?

“Click here” to check the answer.

Sample Answer: $(3, 0)$, $(3, -4)$, $(3, 10)$, $(3, -1000)$



Negative, Positive, Zero, and Undefined Slopes (05:33)

Stop! Go to Questions #21-25 about this section, then return to continue on to the next section.

Parallel and Perpendicular Lines

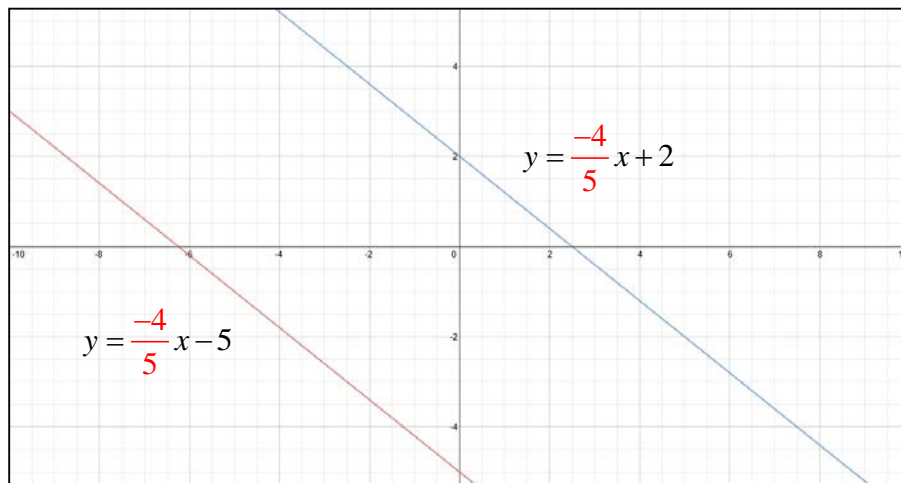
Parallel lines have the **same** slope.

Example #1: Are the graphs of these two linear equations parallel?

$$y = \frac{-4}{5}x - 5 \text{ and } y = \frac{-4}{5}x + 2$$

Yes, these two lines *are* parallel because each has a slope of $\frac{-4}{5}$.

The graph shows that the lines are parallel.



Perpendicular lines have **opposite reciprocal** slopes.

Example #2: Are the graphs of these two linear equations perpendicular?

$$y = -\frac{5}{8}x + 2 \text{ and } y = \frac{8}{5}x - 3$$

Yes, the graphs are perpendicular lines because $-\frac{5}{8}$ and $\frac{8}{5}$ are opposite reciprocals.

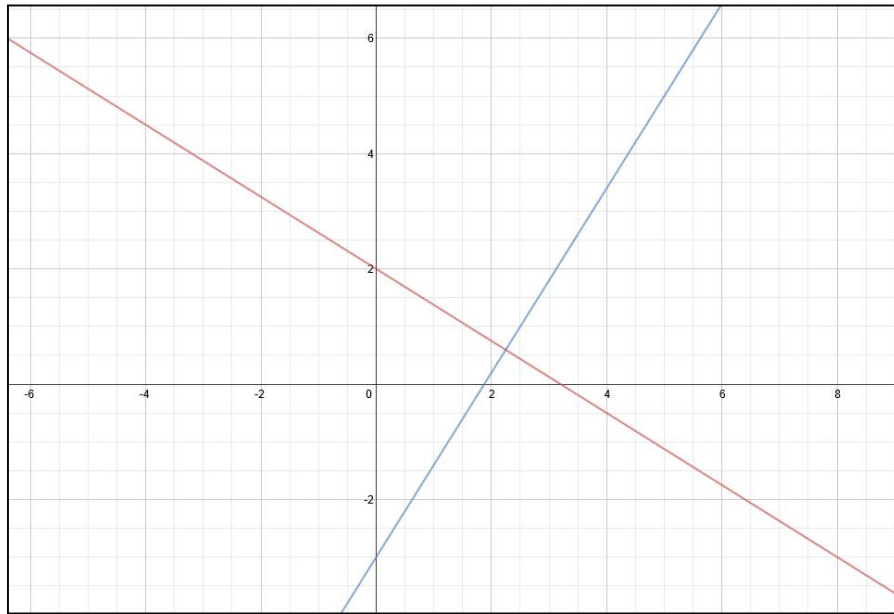
*The reciprocal of $-\frac{5}{8}$ is $-\frac{8}{5}$. The opposite of $-\frac{8}{5}$ is $\frac{8}{5}$.

**The product of two numbers that are opposite reciprocals equals negative one.

$$-\frac{5}{8} \times \frac{8}{5} = -\frac{\cancel{5}^1}{\cancel{8}_1} \times \frac{\cancel{8}^1}{\cancel{5}_1} = -1 \times 1 = -1$$

Let's look at the graphs of the above lines.

Do the lines appear to be perpendicular? Do they cross at right angles?



The graph appears to show that the lines are perpendicular; BUT, to be sure, we must check that the slopes are opposite reciprocals. A second check is to multiply the slopes to be sure that equal negative one.

By knowing this, you will be able to identify and write equations of lines that are parallel to or perpendicular to given equations and containing a certain point.

Example #3: What is the slope of a line that is **parallel** to $4x - 5y = 10$?

Arrange the equation in slope intercept form. ($y = mx + b$)

$$\begin{array}{r} 4x - 5y = 10 \\ \underline{-4x \quad -4x} \\ -5y = -4x + 10 \\ \frac{-5y}{-5} = \frac{-4x + 10}{-5} \\ \frac{-5y}{-5} = \frac{-4x}{-5} + \frac{10}{-5} \\ y = \frac{4}{5}x - 2 \end{array}$$

Subtract $4x$ from both sides.
Simplify.
Divide both sides by -5 .
 $\frac{-4x}{-5} = \frac{4}{5}x$, $\frac{10}{-5} = -2$
Simplify.

*Remember, parallel lines have the same slope.

Now, identify the slope (m).

$$y = mx + b \quad y = \frac{4}{5}x - 2 \quad m = \frac{4}{5}$$

The graph of **any** linear equation with a slope of $\frac{4}{5}$ will be parallel to $4x - 5y = 10$.

Example #4: What is the slope of a line that is **perpendicular** to $4x - 5y = 10$?

*Remember, the slopes of perpendicular lines are opposite reciprocals.

Examine the slope-intercept form of this equation determined in *Example #3*.

$$y = mx + b \quad y = \frac{4}{5}x - 2 \quad m = \frac{4}{5}$$

The opposite reciprocal of $\frac{4}{5}$ is $-\frac{5}{4}$. Note: $\frac{4}{5} \times -\frac{5}{4} = -\frac{20}{20} = -1$

The graph of **any** linear equation with a slope of $-\frac{5}{4}$ will be perpendicular to $4x - 5y = 10$.

Example #5: What is the equation of a line that is parallel to $y = 2x + 3$ and passes through the point $(-1, 4)$? Put the equation in slope-intercept form.

Determine the slope of the given equation.

$$y = 2x + 3 \text{ has a slope of } 2, \text{ so } m = 2.$$

Since we want a line **parallel** to this line, we will use the **same slope** $m = 2$ because parallel lines have the same slope.

Use the point-slope formula and substitute the slope ($m = 2$) and the given point $(-1, 4)$ to determine the equation.

$$y - y_1 = m(x - x_1) \qquad m = 2, x_1 = -1, y_1 = 4$$

$$y - 4 = 2(x - (-1)) \qquad \text{Substitute.}$$

$$y - 4 = 2(x + 1) \qquad \text{Simplify.}$$

$$y - 4 = 2x + 2 \qquad \text{Distribute.}$$

$$y = 2x + 6 \qquad \text{Add 4 to both sides and simplify.}$$

The equation of a line that is parallel to $y = 2x + 3$ and passes through the point $(-1, 4)$ is $y = 2x + 6$.

Example #6: What is the equation of a line that is perpendicular to $5x + 2y = 10$ and passes through the point $(3, -5)$? Put the equation in slope-intercept form.

Solve the equation $5x + 2y = 10$ for y and determine the slope.

$$5x + 2y = 10$$

$$2y = -5x + 10 \qquad \text{Subtract } 5x \text{ from both sides and simplify.}$$

$$y = -\frac{5}{2}x + 5 \qquad \text{Divide both sides by 2 and simplify.}$$

The slope of this line is $-\frac{5}{2}$. We want to use the **opposite reciprocal** because we want the equation of a line **perpendicular** to the given equation.

The opposite reciprocal of $-\frac{5}{2}$ is $\frac{2}{5}$.

Use the point-slope formula and substitute the slope ($m = \frac{2}{5}$) and the given point (3, -5) to determine the equation.

$$y - y_1 = m(x - x_1) \quad m = \frac{2}{5}, x_1 = 3, y_1 = -5$$

$$y - (-5) = \frac{2}{5}(x - 3) \quad \text{Substitute.}$$

$$y + 5 = \frac{2}{5}(x - 3) \quad \text{Simplify.}$$

$$y + 5 = \frac{2}{5}x - \frac{6}{5} \quad \text{Distribute.}$$

$$y = \frac{2}{5}x - \frac{6}{5} - \frac{25}{5} \quad \text{Subtract 5 from both sides. } \left(5 = \frac{25}{5}\right)$$

$$y = \frac{2}{5}x - \frac{31}{5} \quad \text{Simplify.}$$

The equation of a line that is perpendicular to $5x + 2y = 10$ and passes through the point (3, -5) is $y = \frac{2}{5}x - \frac{31}{5}$.

Now, let's apply what we have learned to a real life situation.

Example #7: Sharon is designing a quilt using graph paper. Some of the lines need to be parallel and others need to be perpendicular. Decide which of the linear equations Sharon should select to make parallel lines and perpendicular lines for the quilt.

$$5x + 2y = 8 \quad y = 7 + \frac{2}{5}x \quad 3x + 4y = 8 \quad 5x = -2y - 3$$

Put all equations into slope-intercept form by solving for y:

$$\begin{array}{llll} 5x + 2y = 8 & y = \frac{2}{5}x + 7 & 3x + 4y = 8 & 5x = -2y - 3 \\ 2y = -5x + 8 & & 4y = -3x + 8 & 5x + 3 = -2y \\ y = -\frac{5}{2}x + 4 & & y = -\frac{3}{4}x + 2 & \frac{5}{-2}x + \frac{3}{-2} = y \\ & & & y = -\frac{5}{2}x - \frac{3}{2} \end{array}$$

Answer: Sharon should use the first and last lines for the parallel section because the lines have the same slope ($-\frac{5}{2}$). She should use the second equation with the first and last equations because their slopes are opposite and reciprocals which would make them perpendicular lines. The third equation would not be used in making the quilt.

Extra Practice: Take a moment to complete the interactive practice at this website. This practice will help with understanding the relationship of slopes of parallel and perpendicular lines.

Some virus protecting software may block Java, an Internet program used to provide the interactive practice, so you may have to enable Java. When prompted, allow Java to run on your computer.

Click [here](#) to begin and go to the Learn Tab. Work through **Page 3 only**, and check your work as you go. (The other pages will be referenced later.)

3-2: Slope-Intercept Form

Get Ready Learn Practice Review Quiz

TOOLS page: 1 2 3 4 5 6

Parallel and Perpendicular Lines

Knowing if two lines are parallel or perpendicular can provide valuable information when writing equations of lines. Two lines in the same plane that do not intersect are **parallel lines**.

The two lines graphed below are parallel. What key feature must be true for the two lines to remain parallel? To change the value for the slope or the y -intercept of each line, drag the slider or drag the line to rotate it on the grid.

Eq. 1: $y = -2.4x + 4$

Eq. 2: $y = -2.4x - 2$

m

b

IN zoom OUT FIT GRAPH

Stop! Go to Questions #26-32 to complete this unit.