

Name : _____

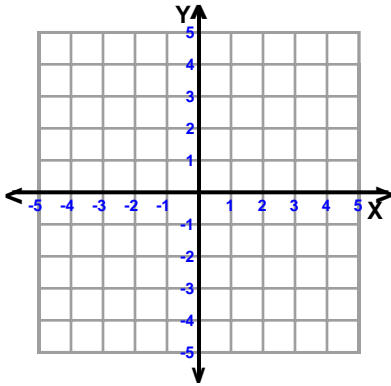
Score : _____

Teacher : _____

Date : _____

Sketch the Graph of Each Line

1)

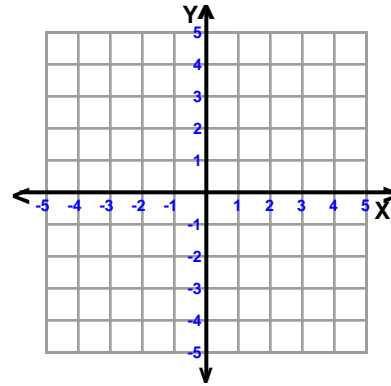


$$-x + 2y = 6$$

slope = _____

y-intercept = _____

2)

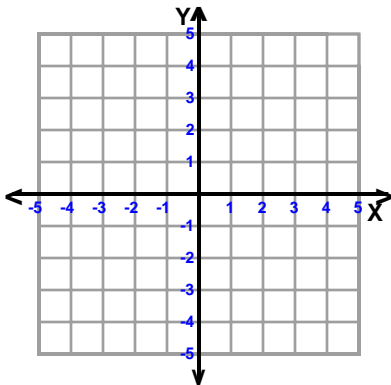


$$7x + 4y = 16$$

slope = _____

y-intercept = _____

3)

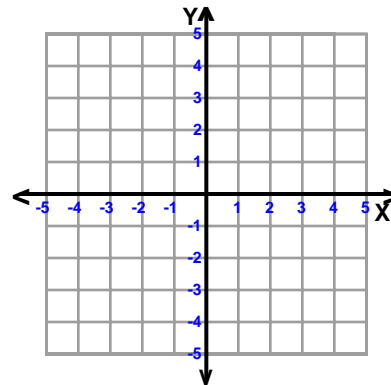


$$-7x + 3y = 15$$

slope = _____

y-intercept = _____

4)

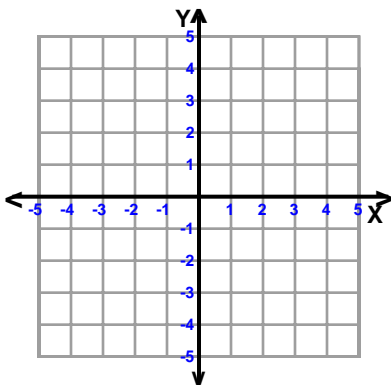


$$5x + 6y = -12$$

slope = _____

y-intercept = _____

5)

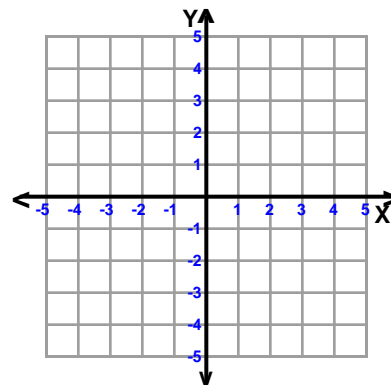


$$x + y = 3$$

slope = _____

y-intercept = _____

6)

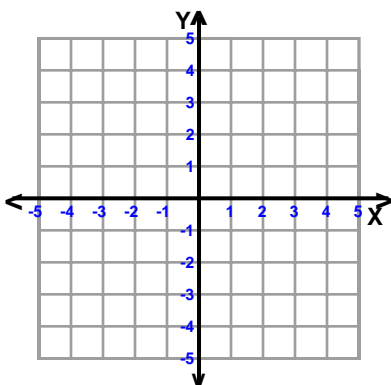


$$-5x + 4y = -16$$

slope = _____

y-intercept = _____

7)

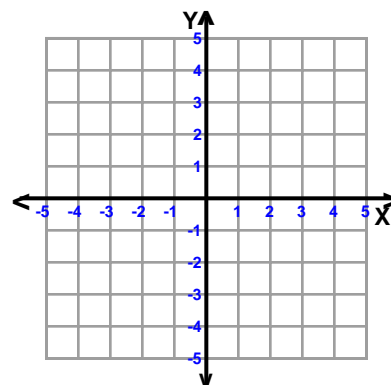


$$-4x + 3y = -6$$

slope = _____

y-intercept = _____

8)



$$2x + 9y = 18$$

slope = _____

y-intercept = _____



Name : _____

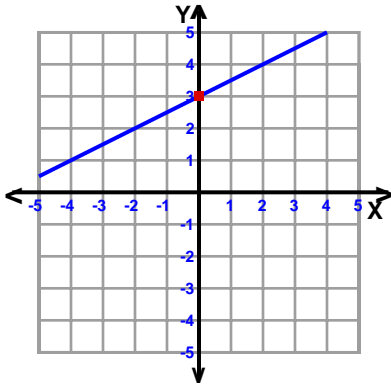
Score : _____

Teacher : _____

Date : _____

Sketch the Graph of Each Line

1)

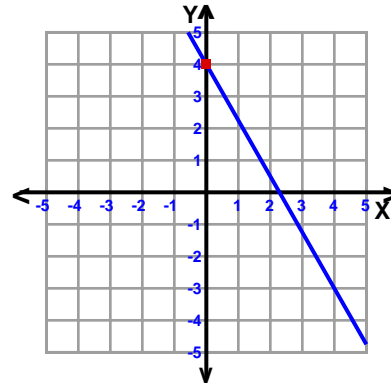


$$-x + 2y = 6$$

$$\text{slope} = \frac{1}{2}$$

$$\text{y-intercept} = 3$$

2)

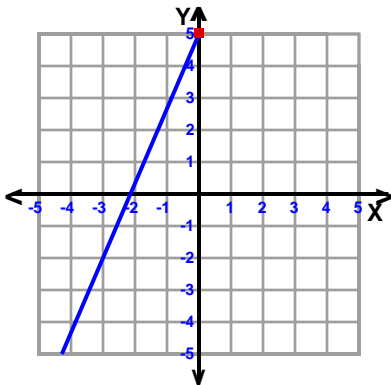


$$7x + 4y = 16$$

$$\text{slope} = -\frac{7}{4}$$

$$\text{y-intercept} = 4$$

3)

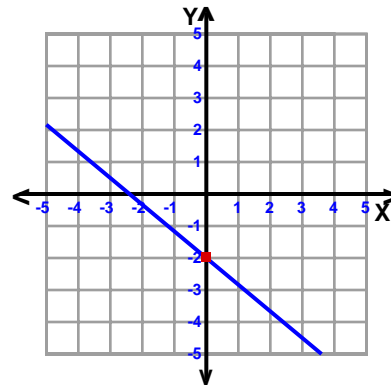


$$-7x + 3y = 15$$

$$\text{slope} = \frac{7}{3}$$

$$\text{y-intercept} = 5$$

4)

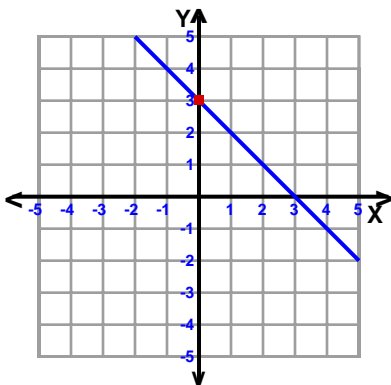


$$5x + 6y = -12$$

$$\text{slope} = -\frac{5}{6}$$

$$\text{y-intercept} = -2$$

5)

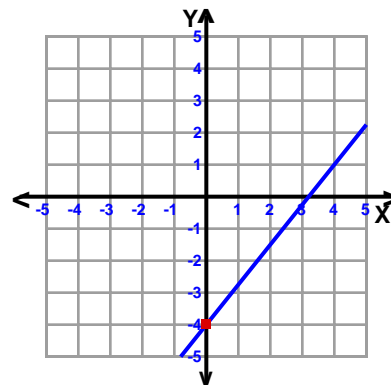


$$x + y = 3$$

$$\text{slope} = -1$$

$$\text{y-intercept} = 3$$

6)

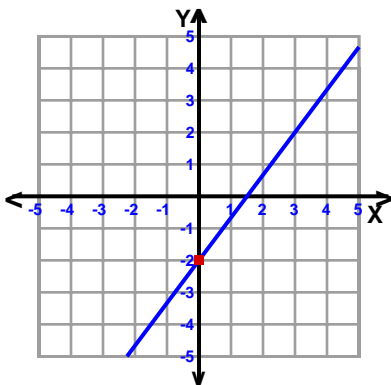


$$-5x + 4y = -16$$

$$\text{slope} = \frac{5}{4}$$

$$\text{y-intercept} = -4$$

7)

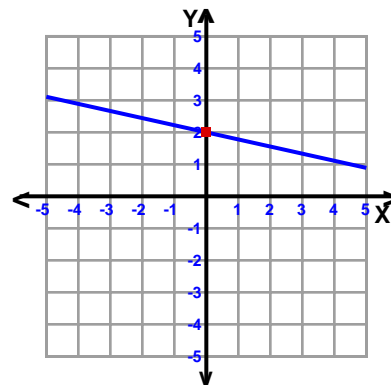


$$-4x + 3y = -6$$

$$\text{slope} = \frac{4}{3}$$

$$\text{y-intercept} = -2$$

8)



$$2x + 9y = 18$$

$$\text{slope} = -\frac{2}{9}$$

$$\text{y-intercept} = 2$$

