

FREE
SAMPLE

Diphthongs Word Sort Set

ou

ow

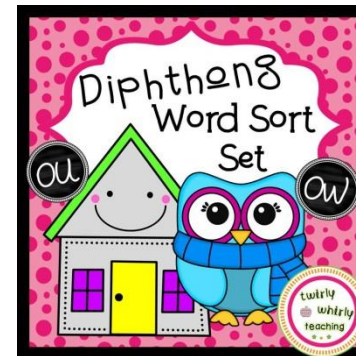


Thank you for
downloading my
product!

Copyright © 2015 Twirly Whirly Teaching
All Rights Reserved by Twirly Whirly Teaching.
Permission to copy for single classroom use only.
Electronic distribution limited to single classroom use.

Please email me questions or comments about this
product at twirlywhirlyteaching@gmail.com.

This resource is a sample from my
Diphthong ou, ow Word Sort Set.
Click the image to the right to
preview the entire set!




Be the first to know about my discounts, freebies, and new products!

1. [Click here](#) to follow my TpT store!
2. Once you're on my store page, look for the green star next to my store logo and click it to become a follower.
3. You will now receive email updates about this store!

Click to follow me:



Click below to preview
more phonics resources:

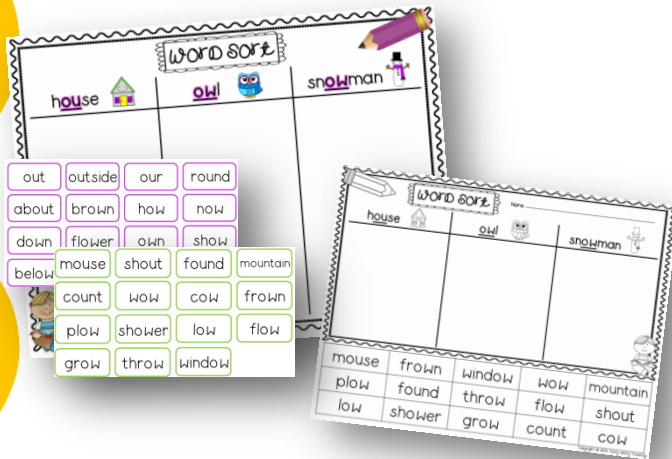
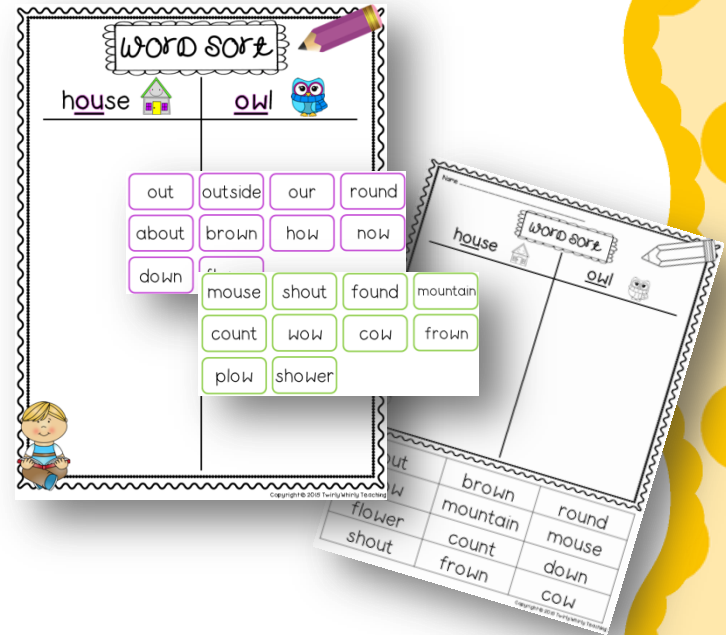


teaching IDEAS

1. Word Sorts

For small reading/word work groups:

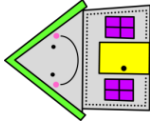
- Laminate the color word sorts and words. Cut apart the words.
- I begin by introducing the diphthongs ou and ow with the posters. We practice the sounds.
- Then I use the purple words to model the pattern, and we practice reading the words together. I lay them on the chart as we go.
- Next, I hand out the green words, one at a time, to my students. They read the word and place it in the appropriate column.
- I use this primarily as a direct-instruction activity.



For whole class/larger group:

- I display the word sort on the document camera or projector.
- I model the pattern and practice sorting the color word cards together.
- Then I pass out copies of the black & white word sort.
- The students cut apart the words, sort them and glue them on the mat independently. 😊


WORD SORT



house



owl



I laminate these words, cut them apart, and use them to model reading the words in each pattern. As I read them, I lay them on the chart under the correct heading.

out

outside

round

about

brown

how

now

down

flower

I laminate these words and cut them apart. These words can be used as a guided practice exercise. I pass out one word at a time to my small group of students. Each student has to read the word and sort it correctly.

mouse

shout

found

mountain

count

wow

cow

frown

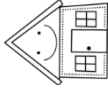
plow

shower

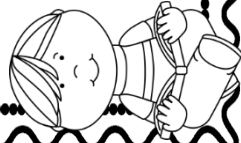
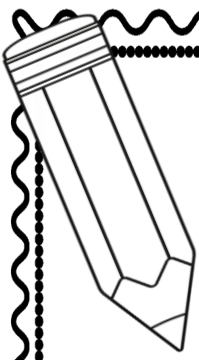
Name _____

WORD SORT

house

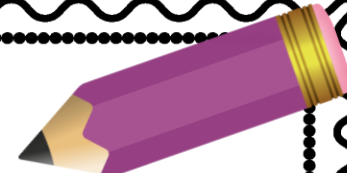


owl



out	brown	round
now	mountain	mouse
flower	count	down
shout	frown	cow

WORD SORT



house



owl



snowman



I laminate these words, cut them apart, and use them to model reading the words in each pattern. As I read them, I lay them on the chart under the correct heading.

out

outside

our

round

about

brown

how

now

down

flower

own

show

below

know

yellow

I laminate these words and cut them apart. These words can be used as a guided practice exercise. I pass out one word at a time to my small group of students. Each student has to read the word and sort it correctly.

mouse

shout

found

mountain

count

wow

cow

frown

plow

shower

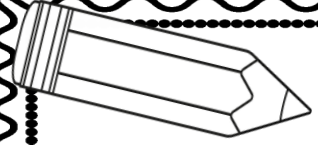
low

flow

grow

throw

window



WORD SORT

Name _____

house



owl




snowman



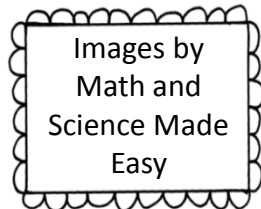

mouse	frown	window	wow	mountain
plow	found	throw	flow	shout
low	shower	grow	count	cow

Clipart, Frames, and Fonts credited to:



Ckfonts

Images by Mad
Clips Factory



**Fonts by
Jackie
Golden**

Images by
The Creative
Keelings

Click the images to visit these fantastic TPT stores!