

Name _____



Date _____

Graphs

Enter answers
in text boxes.

Complete.

1. **Favorite Vegetable**

Vegetable	Number
Radish	12
Black Beans	8
Soybeans	6
Avocado	9
Broccoli	2
Spinach	10
Potato	11

a. How many people chose a root vegetable as their favorite vegetable?

b. List the vegetables in order from the vegetable with the fewest votes to the vegetable with the most votes.

c. How many people answered the survey?

Complete.

2.

How many students read exactly eight books?

3.

What is the least number of games won?

Find each ordered pair. Write the letter for the point named by the ordered pair.

4.

(3, 0) _____

(3, 5) _____

(5, 2) _____

(4, 5) _____

(2, 3) _____

5.

(4, 5) _____

(3, 2) _____

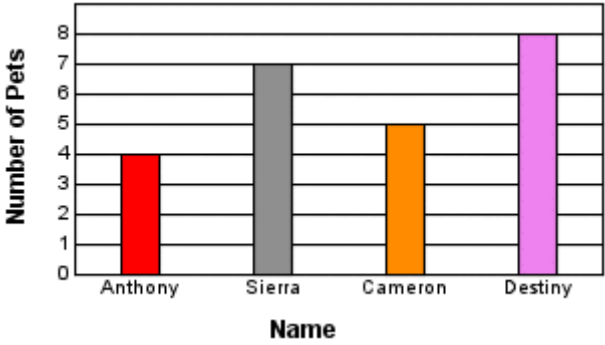
(9, 7) _____

(4, 7) _____

(2, 2) _____

Complete.

6. **Number of Pets**



Name	Number of Pets
Anthony	4
Sierra	7
Cameron	5
Destiny	8

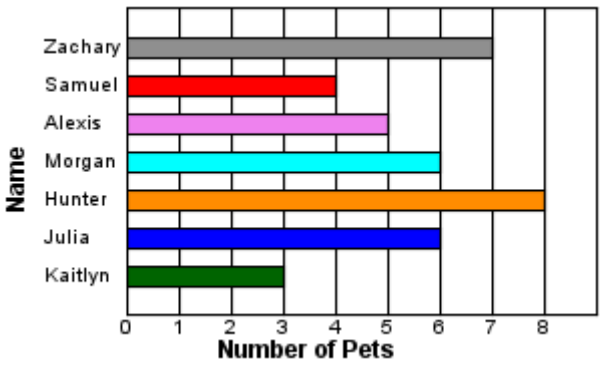
a. Which student(s) own more than 5 pets?

b. Which student(s) own fewer than 7 pets?

c. How many pets do the students own in all?

Complete.

7. **Number of Pets**



Name	Number of Pets
Zachary	7
Samuel	4
Alexis	5
Morgan	6
Hunter	8
Julia	6
Kaitlyn	3

a. Which student(s) own more than 7 pets?

b. Which student(s) own fewer than 5 pets?

c. How many pets do the students own in all?

Complete.

8. This stem-and-leaf plot shows Jordan's scores from a video game.

Game Scores

Stem	Leaves
19	2 6
20	8 2
21	6 5 2
22	6 1 4 3
23	2
24	0
25	
26	
27	0

a. What was the highest score?

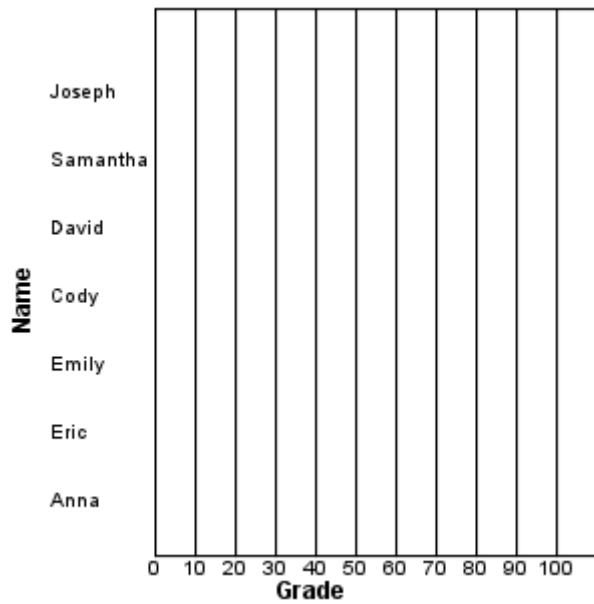
b. How many games scored less than 212?

c. List the top 4 scores.

Make a horizontal bar graph using the data in the table.

9.

Grades on a math test



Grades on a math test

Name	Grade
Eric	60
Anna	85
David	80
Samantha	75
Joseph	100
Emily	95
Cody	70

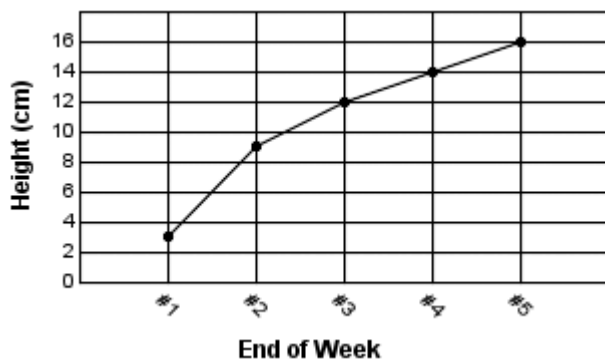
a. Which student(s) had a grade of at least 75?

b. Who had the highest grade?

Complete.

10.

Plant's Height



a. Between which two weeks did the plant grow by 6 centimeters?

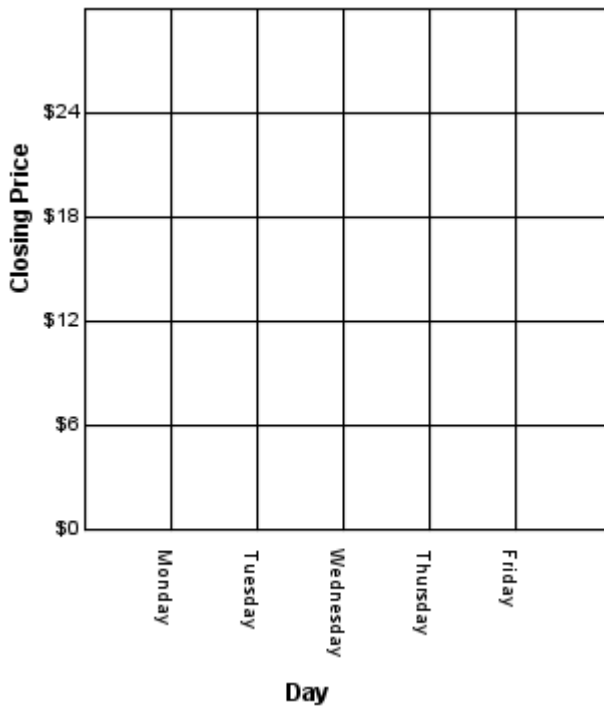
b. At the end of which week(s) was the plant no more than 16 centimeters tall?

c. At the end of which week(s) was the plant taller than 14 centimeters?

Make a line graph using the data in the table.

11.

Price of BuyMe Stock



Price of BuyMe Stock

Day	Closing Price
Monday	21
Tuesday	18
Wednesday	23
Thursday	22
Friday	24

a. On which day(s) was the price at least \$18?

b. What is the difference between the highest cost per share and the lowest cost per share?

c. On which day(s) was the price less than \$23?

Complete.

12.

Favorite Snack

Snack	Number
Gum	
Pretzels	
Granola Bars	
Popcorn	
Ice Cream	
Nuts	

a. How many more people chose pretzels than chose gum?

b. How many people did not choose nuts as their favorite snack?

c. How many fewer people chose granola bars than chose pretzels?
