

Name _____

Date _____

Get Ready to Tell a Story

Plan a story about a firefighter.

Give the firefighter a name.

What does the firefighter wear? Draw the firefighter.




School-Home Connection Your child has been learning how to plan a story in school. Have your child draw a character or event. Then have him or her tell you a story about it.

Get Ready to Tell a Story

Plan a story about Spot, a dog that lives in the firehouse. He helps the firefighters.

Write a sentence telling what Spot looks like.

Draw Spot doing his job.
Then write a sentence about it.



School-Home Connection Your child has been learning how to plan a story in school. Have your child draw a character or event. Then have him or her tell you a story about it.

Name _____

Date _____

Get Ready to Tell a Story

Plan a story about Spot, a dog that lives in the firehouse.

What happens in the beginning of the story?

What happens in the middle of the story?

What happens at the end?

Draw something that happens in the story.
Then write a sentence about it.


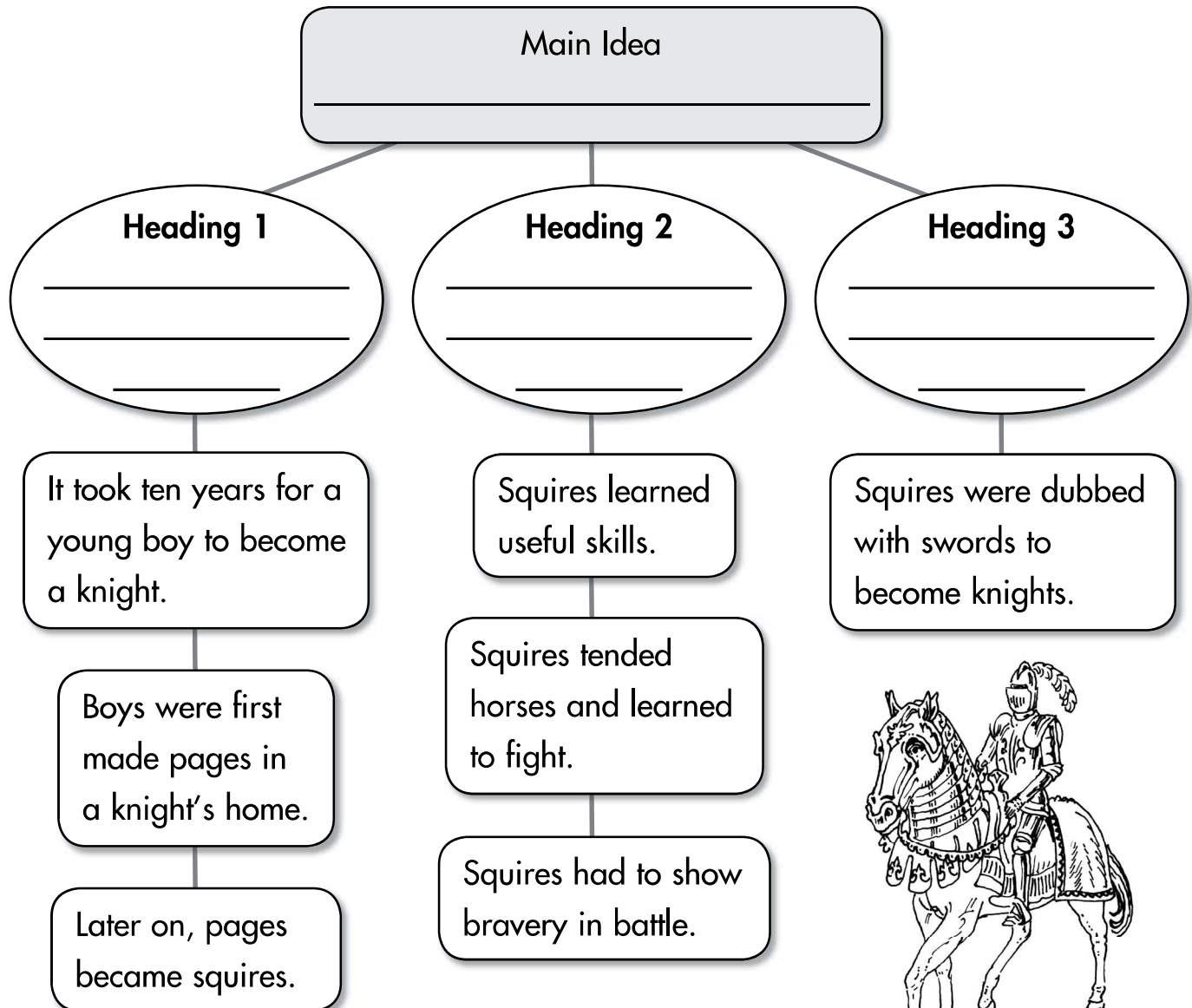


School-Home Connection Your child has been learning how to plan a story in school. Have your child draw a character or event. Then have him or her tell you a story about it.

Plan It!

Study each set of details in the Web Diagram. Then complete the diagram by choosing the main idea and headings from the list.

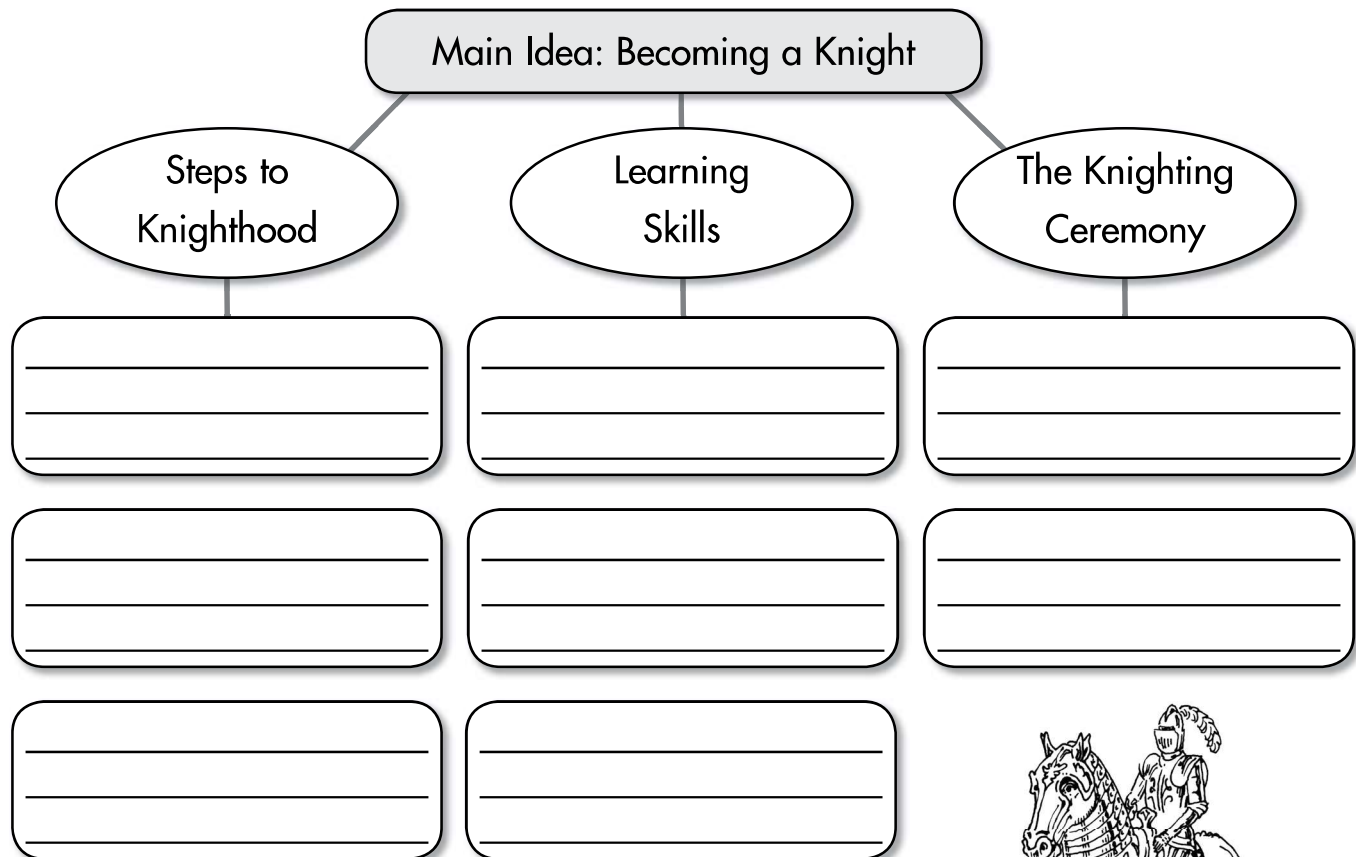
Learning Skills
 Becoming a Knight
 Steps to Knighthood
 An Important Ceremony



Plan It!

Complete the Web Diagram by organizing the details from the list.


- Boys were first made pages in a knight's home.
- Pages became squires.
- Squires had to show bravery in battle.
- Squires tended horses and learned to fight.
- It took ten years for a young boy to become a knight.
- Squires were dubbed with swords to become knights.
- Squires learned useful skills.
- Some knighting ceremonies were performed by kings and queens.



Plan It!

Here are some facts about knights. Organize them into a diagram.

1. New knights received land.
2. Boys were first made pages in a knight's home.
3. Pages became squires.
4. Squires had to show bravery in battle.
5. Squires tended horses and learned to fight.
6. It took ten years for a boy to become a knight.
7. Squires were dubbed with swords to become knights.
8. Squires learned other useful skills.
9. Some knighting ceremonies were performed by kings and queens.
10. Some knights promised to follow special principles in their lives.



Make your diagram in this space.