


TIMELINES AND MONEY

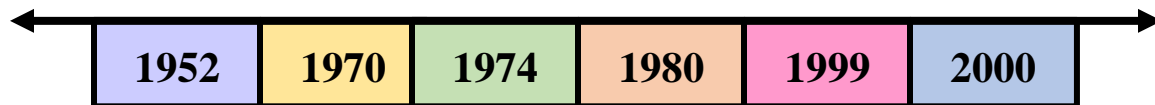


Unit Overview

In this unit, you will learn about timelines and money. You will be choosing the correct order and events on the timelines. You will also learn how to count money and make change.

Timelines

A **timeline** is a diagram showing when things happened by position on a line. Just as number lines are a way of showing numbers in order, timelines are a way of showing events in order. Look at the timeline below. Susan was born in 1952, graduated from high school in 1970, graduated from college in 1974, moved to California in 1980, moved to Ohio in 1999, and started teaching math in 2000.



1952 Susan was born

1970 Susan graduated high school

1974 Susan graduated from college

1980 Susan moved to California

1999 Susan moved to Ohio

2000 Susan started teaching math

Money and Making Change

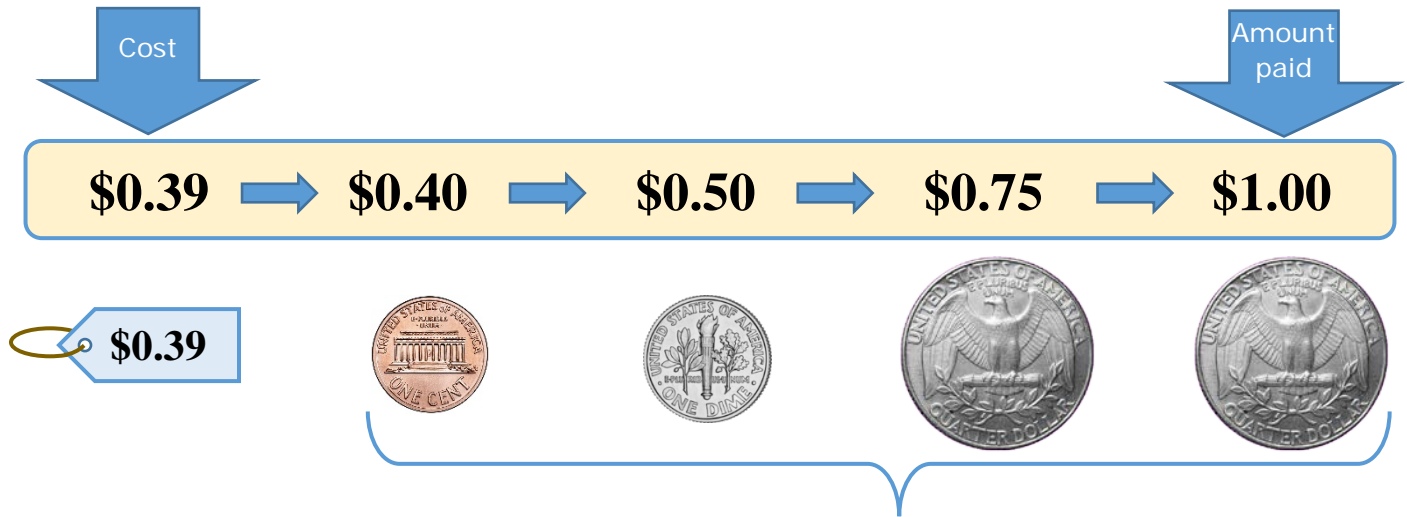
Click on the link to watch the video "[Counting American coins](#)".



It is important to know about money, so that when you go shopping you can check your change to make sure it is correct.

Look at the example below.

Jenny bought a candy bar for 39¢. She paid with a one dollar bill. What was her change? Count up from 39¢ to find the change that Jenny will get.



\$0.61 is the change.

Click on the link to watch the video "[Word problem: making change](#)".

